

# European Research Council



European Research Council

Established by the European Commission

## ERC Starting Grants 2019 Outcome: Indicative statistics

***Reproduction is authorised provided the source 'ERC' is acknowledged.***

*NB: In these graphs, 'grantee' refers to a candidate selected for ERC funding. 'Country of Host Institution' refers to the country of the host institution at the time of application to this ERC call. In very few cases the institution may have changed in the meantime.*



# ERC Starting Grant 2019

## Submitted and selected proposals by domain



European Research Council

Established by the European Commission

|  | Submitted Proposals | Selected Proposals |
|--|---------------------|--------------------|
| <b>Life Sciences</b>                     | <b>867</b>          | <b>115</b>         |
| <b>Physical Sciences and Engineering</b> | <b>1363</b>         | <b>178</b>         |
| <b>Social Sciences and Humanities</b>    | <b>876</b>          | <b>115</b>         |
| <b>Total</b>                             | <b>3106</b>         | <b>408</b>         |

**Success rate ~ 13.1 %**

# ERC Starting Grants 2019

## Grantees by Country of Host Institution & domain

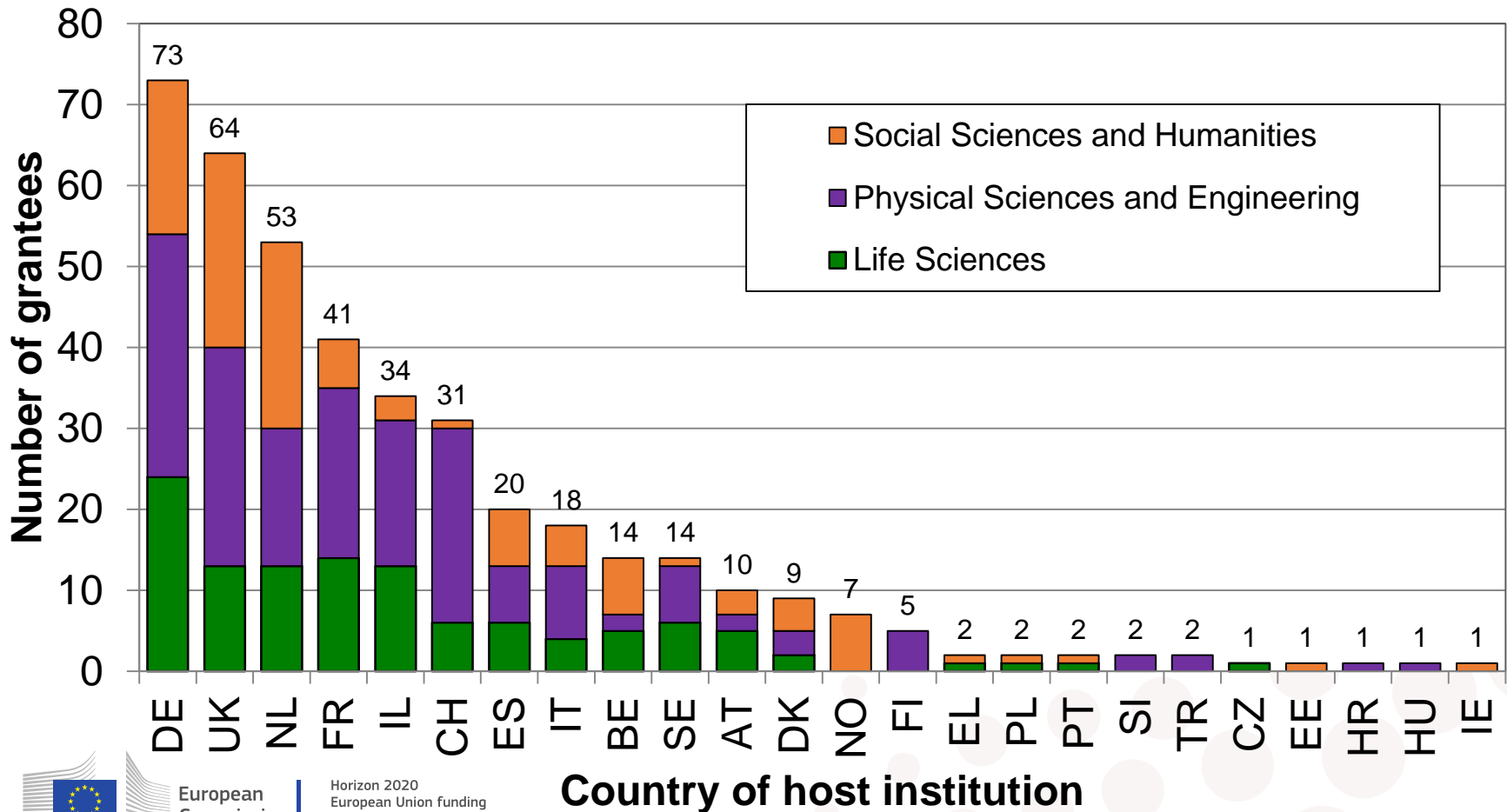
Total 408 grants



European Research Council

Established by the European Commission

### 24 countries



# ERC Starting Grant 2019

## Grantees by nationality and gender

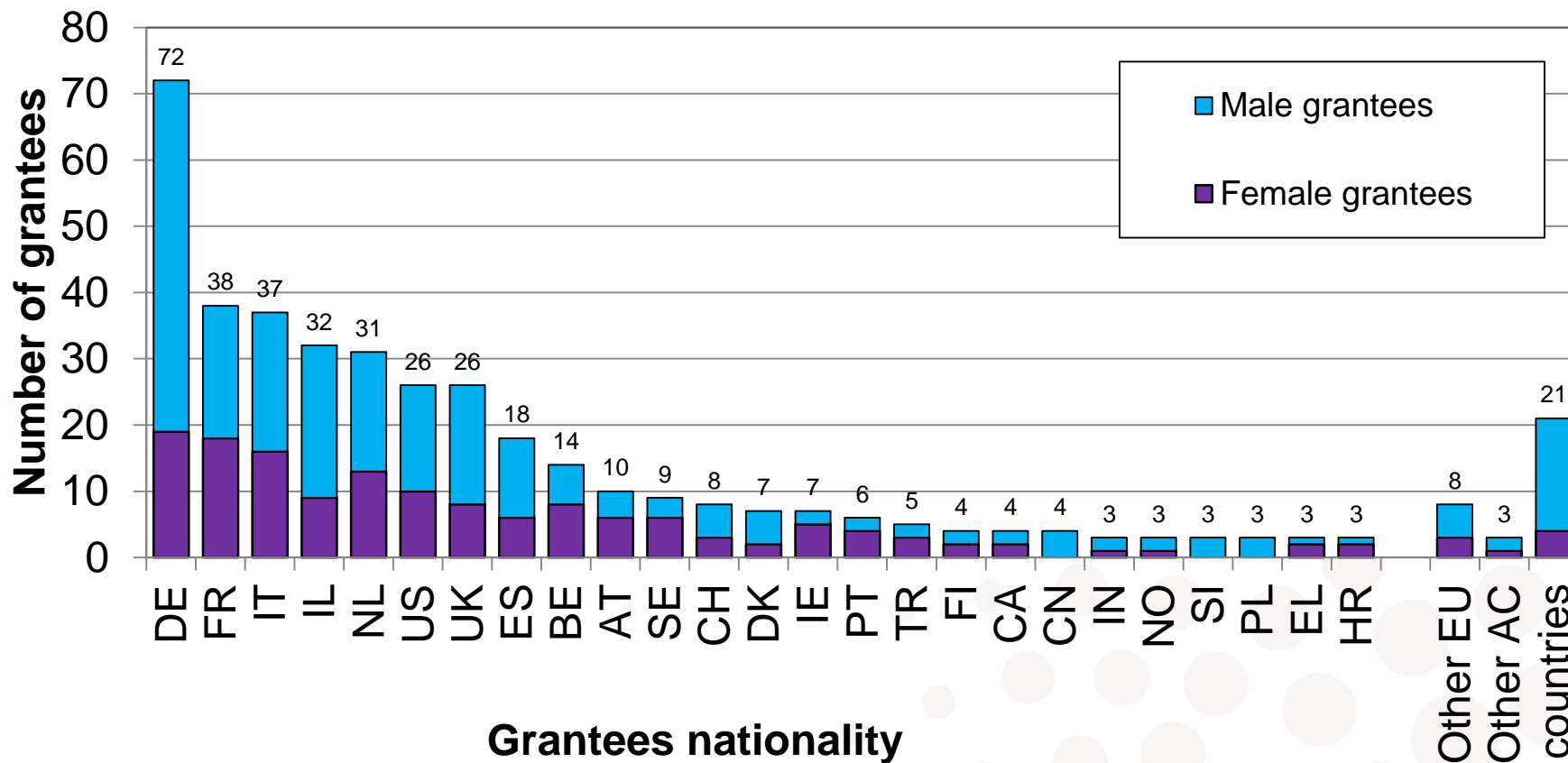
Total 408 grants



European Research Council

Established by the European Commission

### 51 Nationalities



# ERC Starting Grant 2019 Call

## Nationals in own country and abroad

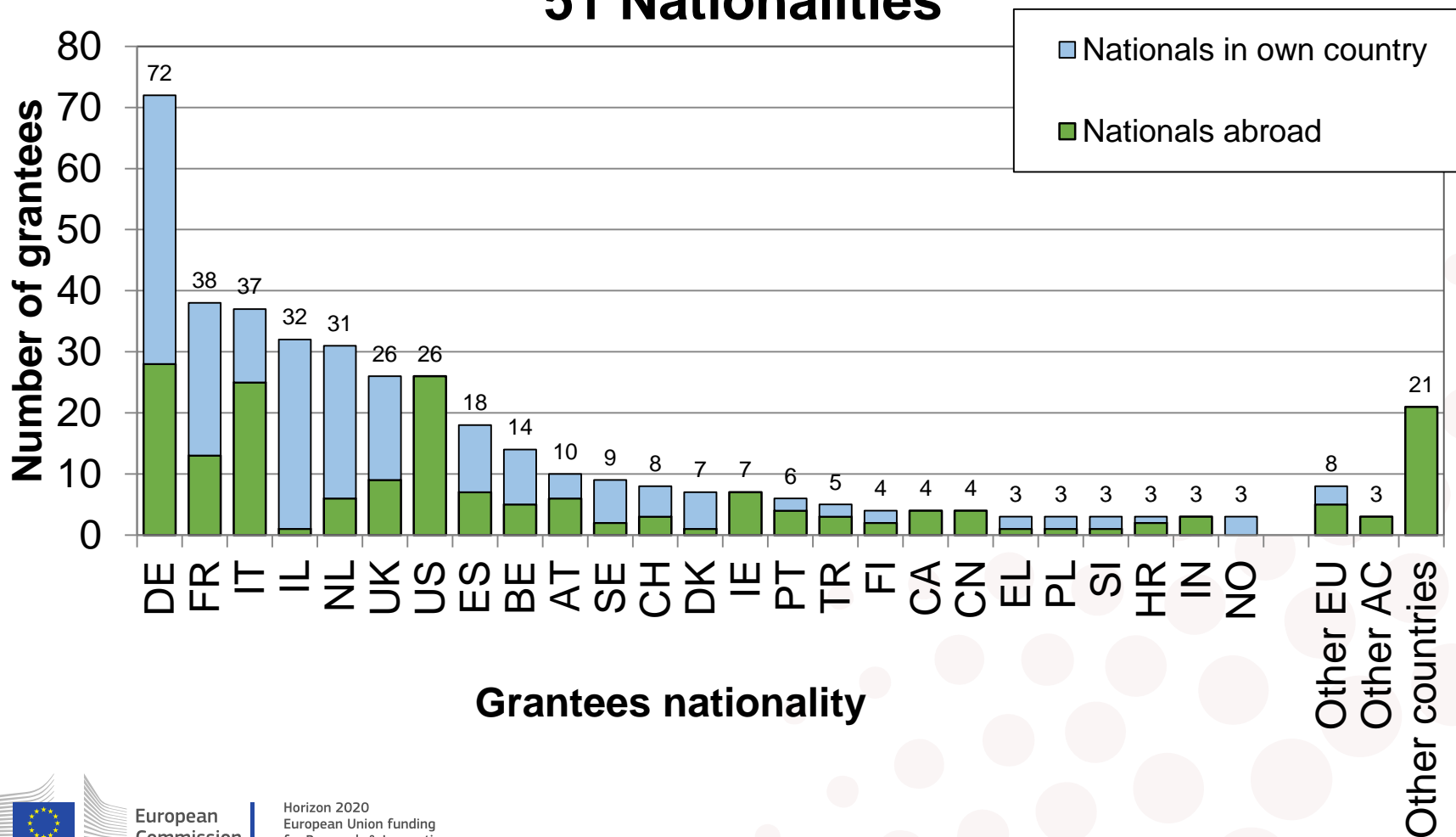
Total 408 grants



European Research Council

Established by the European Commission

### 51 Nationalities



European Commission

Horizon 2020  
European Union funding  
for Research & Innovation

# ERC Starting Grant 2019

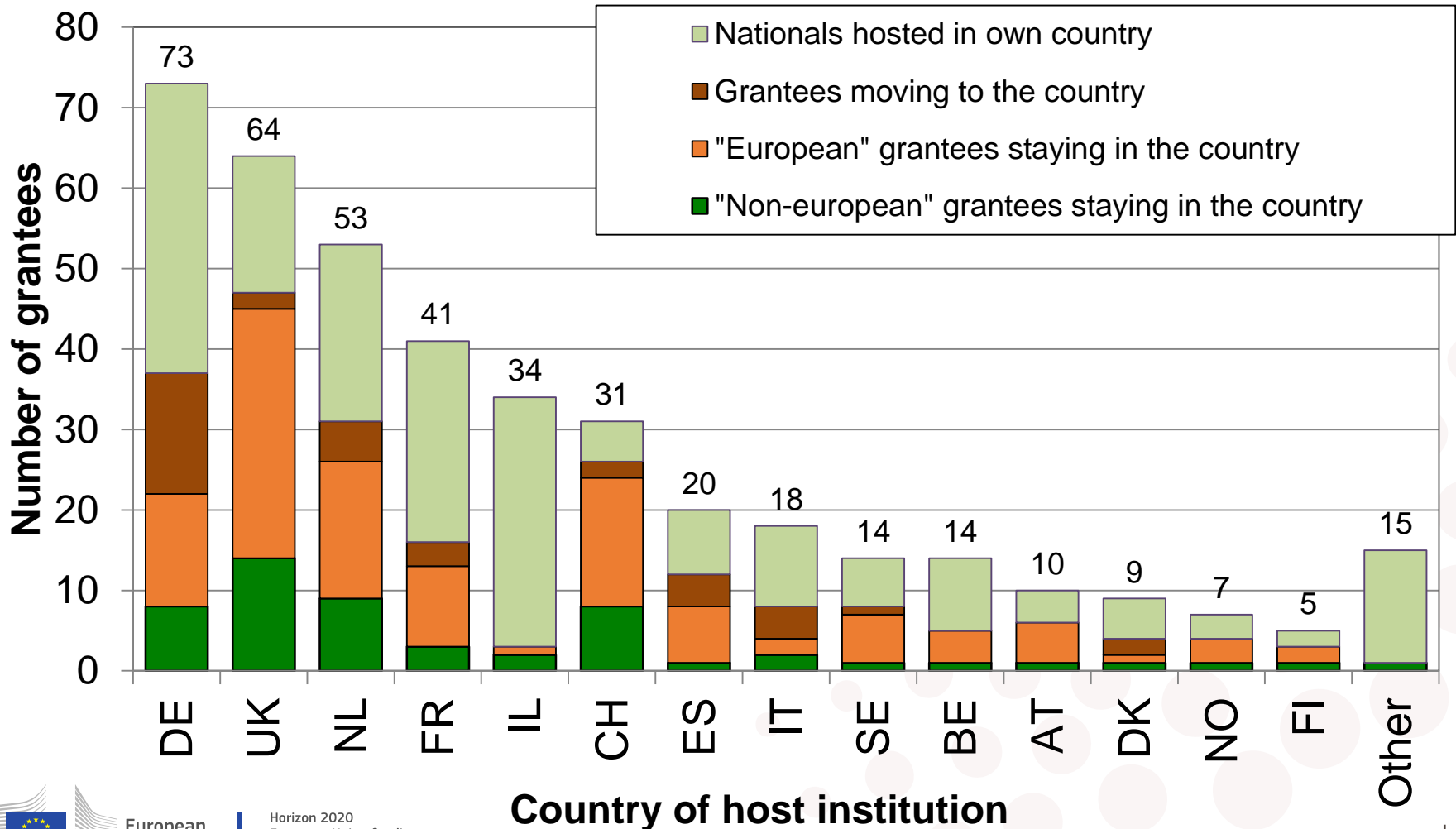
## Mobility: Incoming and staying grantees

Total 408 grants



European Research Council

Established by the European Commission



# ERC Starting Grant 2019

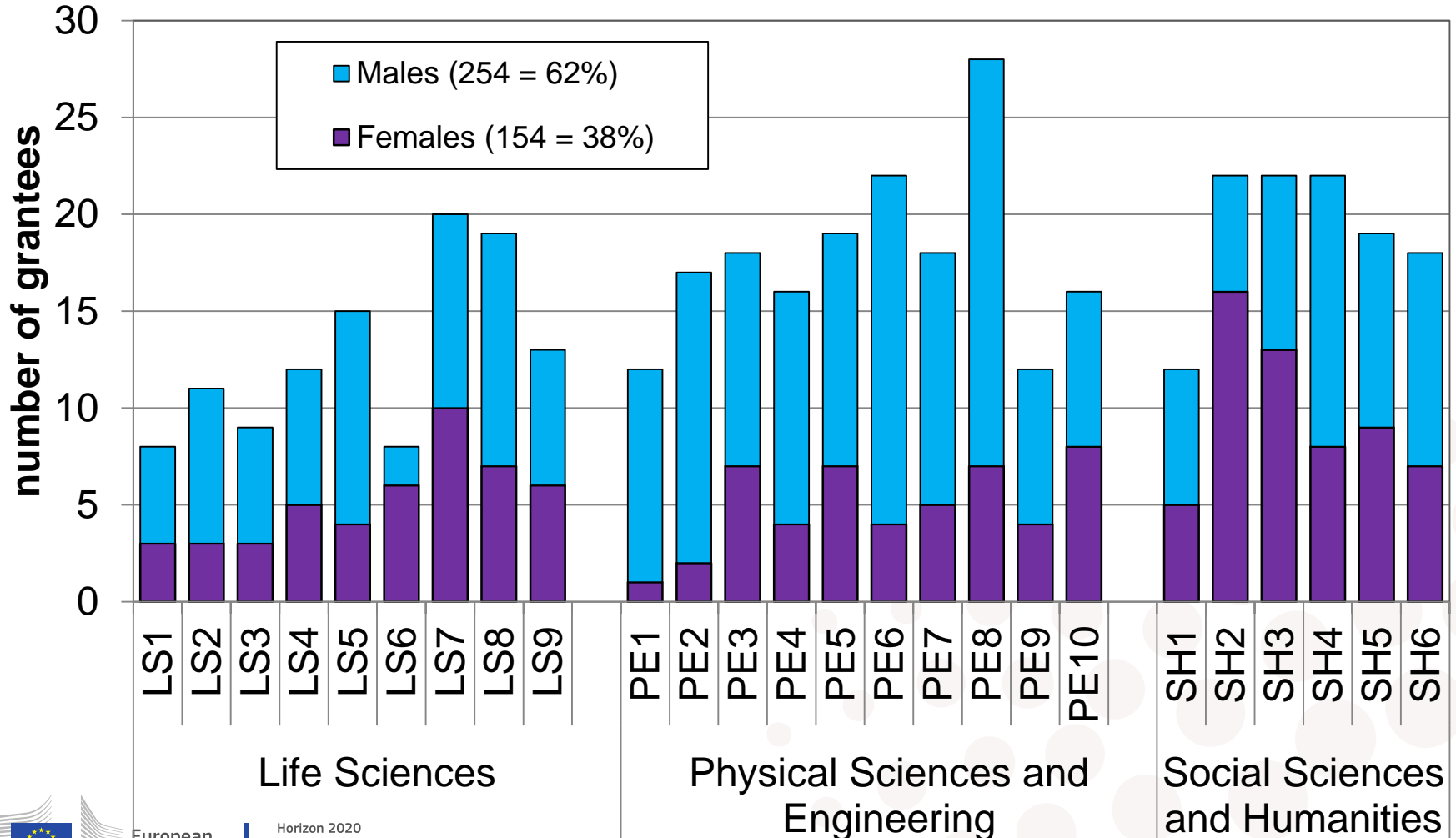
## Grantees by panel and gender

Total 408 grants: The number of grants per panel reflects the number of submissions to the panel



European Research Council

Established by the European Commission



European Commission

Horizon 2020  
European Union funding  
for Research & Innovation

# Annex I

## ERC panel structure 2019



European Research Council

Established by the European Commission

### Life Sciences

- LS1 Molecular biology, Biochemistry, Structural Biology and Molecular Biophysics
- LS2 Genetics, 'Omics', Bioinformatics and Systems Biology
- LS3 Cellular and Developmental Biology
- LS4 Physiology, Pathophysiology and Endocrinology
- LS5 Neurosciences and Neural Disorders
- LS6 Immunity and Infection
- LS7 Applied Medical Technologies, Diagnostics, Therapies and Public Health
- LS8 Ecology, Evolution and Environmental Biology
- LS9 Applied Life Sciences, Biotechnology and Molecular and Biosystems Engineering

### Social Sciences and Humanities

- SH1 Individuals, Markets and Organisations
- SH2 Institutions, Values, Environment and Space
- SH3 The Social World, Diversity, Population
- SH4 The Human Mind and its Complexity
- SH5 Cultures and Cultural Production
- SH6 The Study of the Human Past

### Physical Sciences and Engineering

- PE1 Mathematics
- PE2 Fundamental Constituents of Matter
- PE3 Condensed Matter Physics
- PE4 Physical and Analytical Chemical Sciences
- PE5 Synthetic Chemistry and Materials
- PE6 Computer Science and Informatics
- PE7 Systems and Communication Engineering
- PE8 Products and Processes Engineering
- PE9 Universe Sciences
- PE10 Earth System Science



# Annex II

## Country codes



European Research Council

Established by the European Commission

### EU Member States

|    |                |
|----|----------------|
| AT | Austria        |
| BE | Belgium        |
| BG | Bulgaria       |
| CY | Cyprus         |
| CZ | Czech Republic |
| DE | Germany        |
| DK | Denmark        |
| EE | Estonia        |
| EL | Greece         |
| ES | Spain          |
| FI | Finland        |
| FR | France         |
| HR | Croatia        |
| HU | Hungary        |
| IE | Ireland        |
| IT | Italy          |
| LT | Lithuania      |
| LU | Luxembourg     |
| LV | Latvia         |
| MT | Malta          |
| NL | Netherlands    |
| PL | Poland         |
| PT | Portugal       |
| RO | Romania        |
| SE | Sweden         |
| SI | Slovenia       |
| SK | Slovakia       |
| UK | United Kingdom |

### H2020 Associated Countries

|    |                        |
|----|------------------------|
| AL | Albania                |
| AR | Armenia                |
| BA | Bosnia and Herzegovina |
| CH | Switzerland            |
| IL | Israel                 |
| IS | Iceland                |
| FO | Faroe Islands          |
| GE | Georgia                |
| MD | Moldova                |
| ME | Montenegro             |
| MK | North Macedonia        |
| NO | Norway                 |
| RS | Serbia                 |
| TN | Tunisia                |
| TR | Turkey                 |
| UA | Ukraine                |

### Other Countries **(nationalities graphs)**

|    |                    |
|----|--------------------|
| AR | Argentina          |
| AU | Australia          |
| BD | Bangladesh         |
| BR | Brazil             |
| CA | Canada             |
| CL | Chile              |
| CN | China              |
| CO | Colombia           |
| CR | Costa Rica         |
| CU | Cuba               |
| EG | Egypt              |
| ID | Indonesia          |
| IN | India              |
| IR | Iran               |
| JP | Japan              |
| LI | Liechtenstein      |
| MX | Mexico             |
| RU | Russian Federation |
| SG | Singapore          |
| TW | Taiwan             |
| US | United States      |
| ZA | South Africa       |